



LED LIGHTING FITTING


*Rumba*

External Surface:  
G - ALUMINIUM

• voltage rating 10V=

Rated current (power):

- WHITE (W) - 0,8W
- RED (R) - 1,0W
- GREEN (G) - 0,6W
- BLUE (B) - 0,8W




• voltage rating 10V=

IP20 F B CE

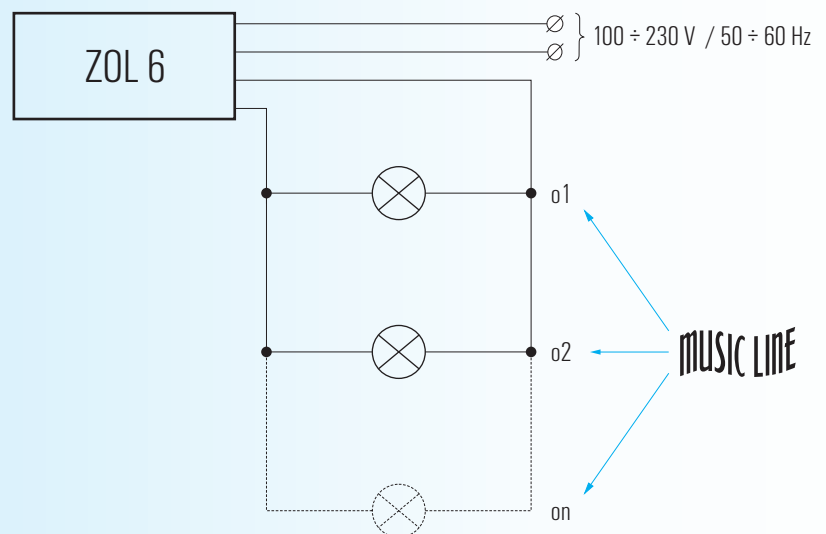
**FEEDER FOR LED FITTINGS**  
**of ZOL 6 type / 10V- 6W**

- supply voltage 100 ÷ 230 V / 50 ÷ 60 Hz
- output voltage 10 V - 6 W
- protection class KL. 2
- hermetic
- provided with short-circuit and overload protection



IP20 F B CE

**SCHEME OF ELECTRIC CONNECTION**



max of rated current (power) o1 ÷ on = max 6 W ( ZOL 6 )