



LED LIGHTING FITTING

# Tango

**External Surface:**

**K** - STAINLESS STEEL


**G** - ALUMINIUM

• voltage rating 10V=

**Rated current (power):**

- WHITE (W) - 0,8W
- RED (R) - 1,0W
- GREEN (G) - 0,6W
- BLUE (B) - 0,8W

Assembly in a  $\varnothing 60$ mm box



IP20 F B CE



LED LIGHTING FITTING

# Rueda

**External Surface:**

**K** - STAINLESS STEEL

**G** - ALUMINIUM

• voltage rating 10V=


**Rated current (power):**

- WHITE (W) - 0,8W
- RED (R) - 1,0W
- GREEN (G) - 0,6W
- BLUE (B) - 0,8W

Assembly in a  $\varnothing 60$ mm box



IP20 F B CE



LED LIGHTING FITTING

# Tango

mini

**External Surface:**

**K** - STAINLESS STEEL


**G** - ALUMINIUM

• voltage rating 10V=

**Rated current (power):**

- WHITE (W) - 0,4W
- RED (R) - 0,5W
- GREEN (G) - 0,3W
- BLUE (B) - 0,4W

Assembly in a  $\varnothing 50$ mm opening



IP20 F B CE



LED LIGHTING FITTING

# Rueda

mini

**External Surface:**

**K** - STAINLESS STEEL

**G** - ALUMINIUM

• voltage rating 10V=

**Rated current (power):**

- WHITE (W) - 0,4W
- RED (R) - 0,5W
- GREEN (G) - 0,3W
- BLUE (B) - 0,4W

Assembly in a  $\varnothing 50$ mm opening



IP20 F B CE